

# Centenary Payment Plans

Centenary is proud to offer a convenient real-time monthly Payment Plan option! Our Tuition Payment Plan matches the student account current term balance in real time, or you may setup an estimated plan.

---

## Payment Methods

- Automatic Bank Payment (ACH)
- Credit Card / Debit Card

## Cost to Participate

- \$45 Non-refundable Enrollment Fee Per Term
- \$25 – \$75 Late Fee
- \$50 Returned ACH Payment Fee

## Simple Steps to Enroll

- Student login to [Self-Service Portal](#)
- Under “Student Finance”, click “**Go to Payment Center**”
- Click on “**Continue to Payment Center**”
- Select “**Enroll in Payment Plan**”
- Select your term and plan

**Note: Enrollment Fee is due immediately at sign up!**

Payments are processed monthly from the date of sign up.

**IMPORTANT: You are required to have a payment plan, payment in full, or financial aid secured prior to moving onto the Centenary campus.**

## Questions?

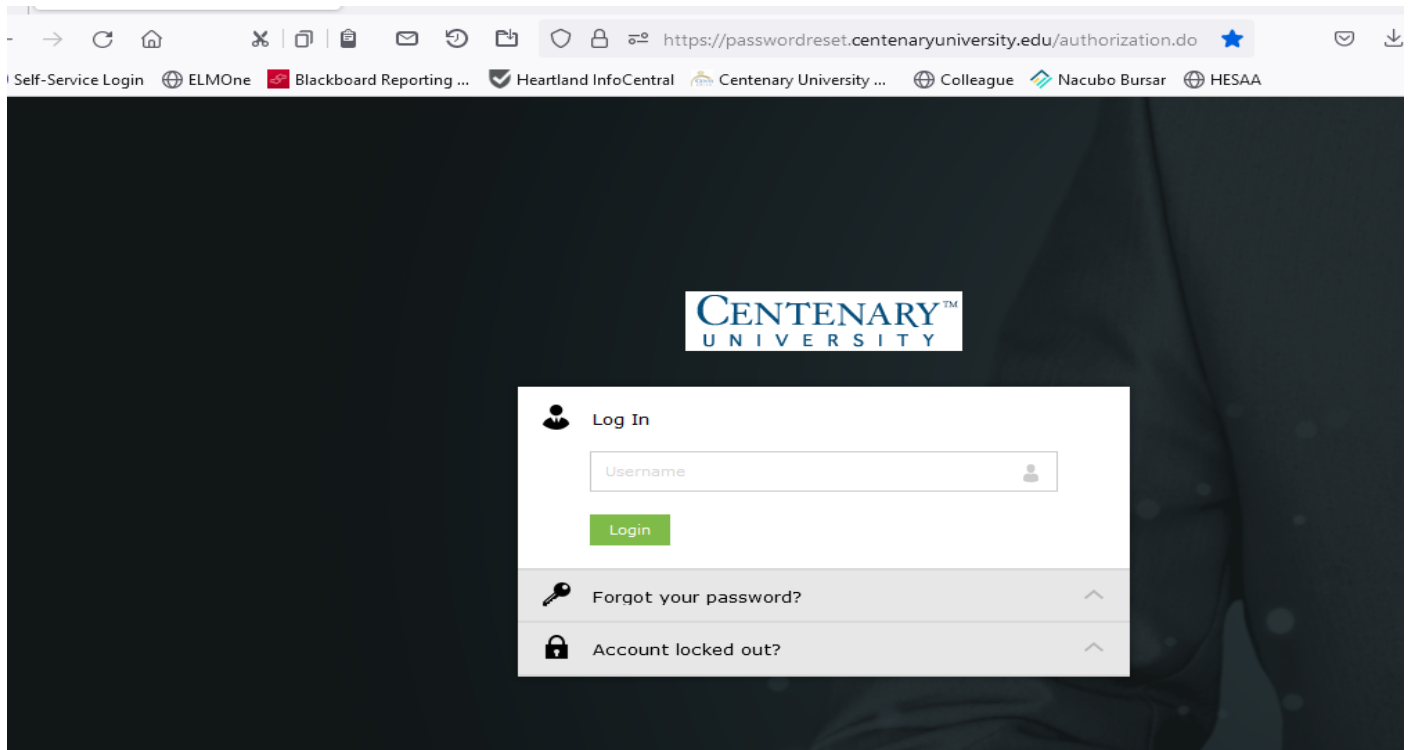
### TouchNet Home

For additional information, call 833-269-3675.

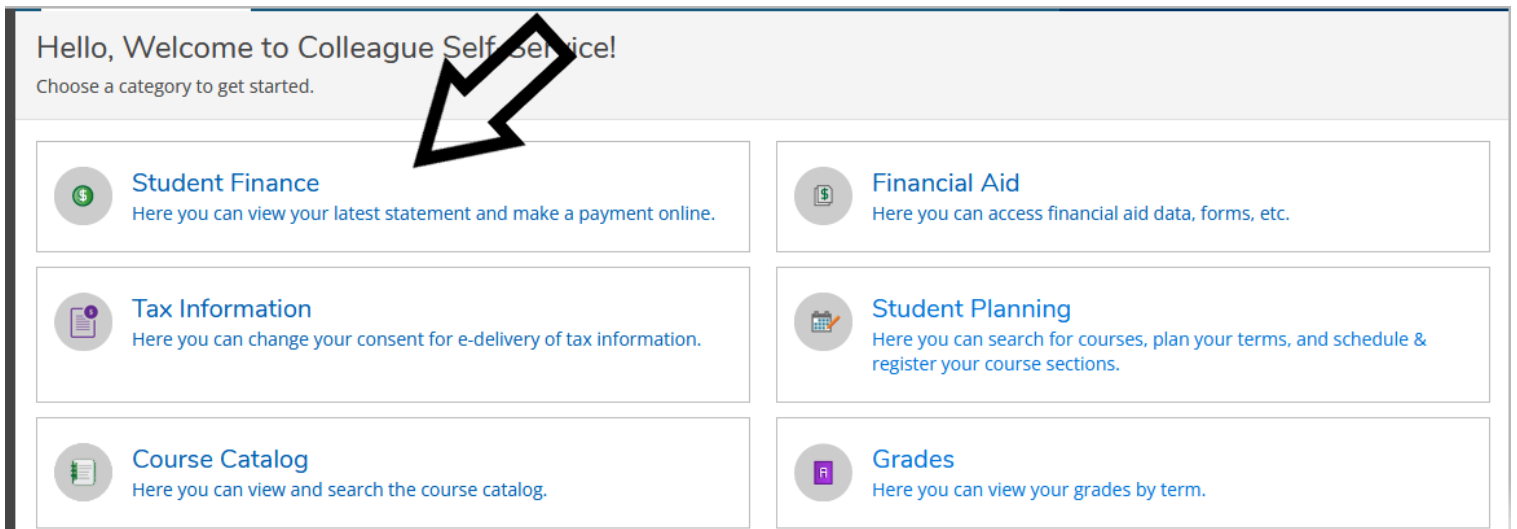
Customer service representatives are available weekdays from 8 a.m. to 8 p.m. EST.

Sign into your self-service portal.

The image shows a web browser window displaying the login page for the Centenary University self-service portal. The browser's address bar shows the URL: <https://selfservice.centenaryuniversity.edu/Student/Account/Logi>. The browser's tab bar includes several open tabs: "Self-Service Login", "ELMOne", "Blackboard Reporting ...", "Heartland InfoCentral", "Centenary University ...", "Colleague", "Nacubo Bursar", and "HESAA". The Centenary University logo is visible in the top left corner of the page. The main content area features a blue-tinted background image of a university building. A white sign-in form is centered on the page, containing the text "Sign In" and a "User name" label. Below the label is a text input field with a yellow background containing the text "peper". A blue "Continue" button is positioned below the input field.



Click on "Student Finance".



Go to the Payment Center.

CENTENARY UNIVERSITY

peper Sign out Help


Financial Information · Student Finance · Account Summary

### Account Summary

View a summary of your account

#### Account Overview

Amount Overdue	\$0.00	
Total Amount Due	\$0.00	<a href="#">Go to Payment Center</a>
Total Account Balance	\$0.00	<a href="#">Account Activity</a>



Click “Continue to Payment Center”.

CENTENARY UNIVERSITY

peper Sign out Help

Financial Information · Student Finance · Go to Payment Center

### Go to Payment Center

Use this page to make a payment on your account


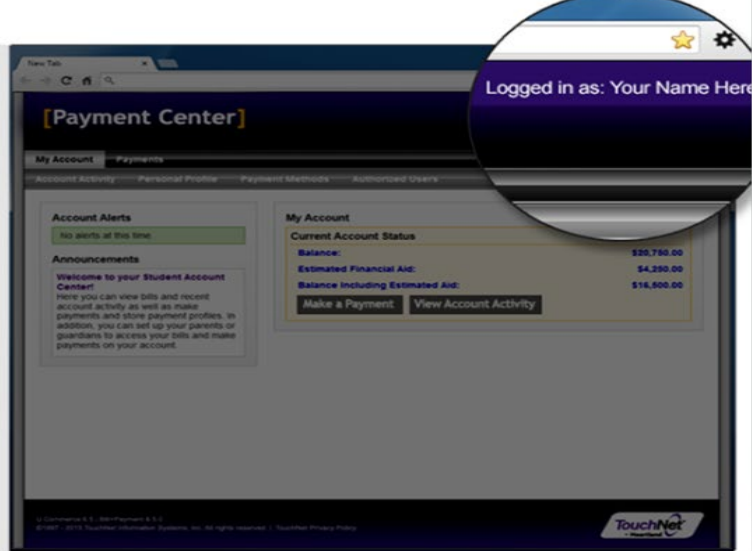
*You are moving to the...*

#### Secure Payment Center

To ensure you are making a secure payment, you will be identified and your name will be added in the right corner of the Payment Center.

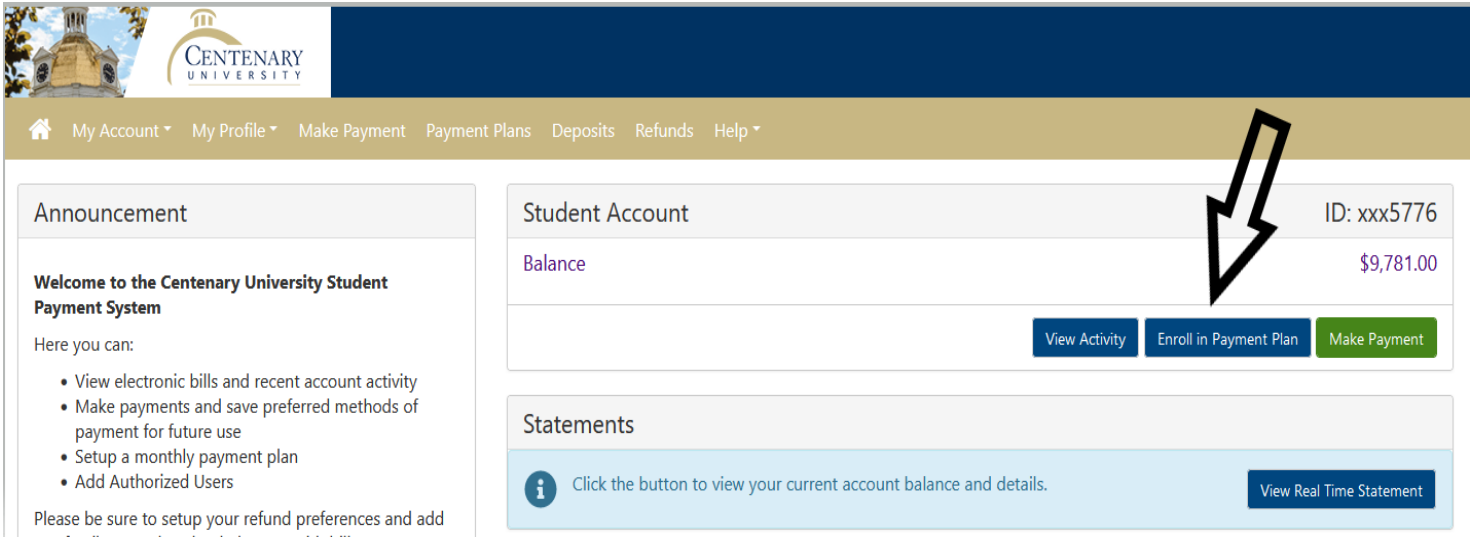
This helps you CONFIRM a safe payment transaction.

[Continue to Payment Center](#)

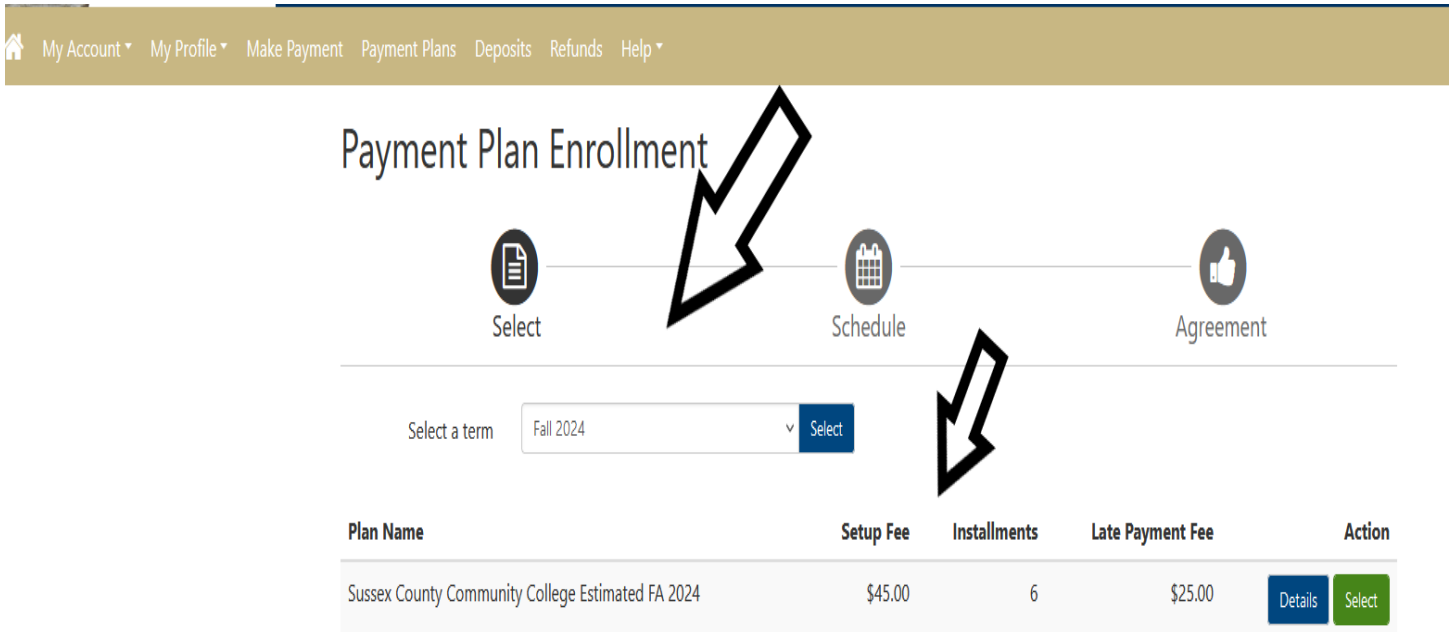
Balance:	\$20,750.00
Estimated Financial Aid:	\$4,250.00
Balance Including Estimated Aid:	\$16,500.00

Click on “Enroll in Payment Plan”.



The screenshot shows the Centenary University Student Account page. At the top left is the university logo. A navigation bar contains links for My Account, My Profile, Make Payment, Payment Plans, Deposits, Refunds, and Help. The main content area is divided into two sections. The left section, titled "Announcement", contains a welcome message and a list of actions: "View electronic bills and recent account activity", "Make payments and save preferred methods of payment for future use", "Setup a monthly payment plan", and "Add Authorized Users". The right section, titled "Student Account", displays the account ID as xxx5776 and a balance of \$9,781.00. Below this information are three buttons: "View Activity", "Enroll in Payment Plan", and "Make Payment". A large white arrow points to the "Enroll in Payment Plan" button. Below the "Student Account" section is a "Statements" section with an information icon and the text "Click the button to view your current account balance and details." and a "View Real Time Statement" button.

Choose Term and then Payment Plan and click “Select”.



The screenshot shows the "Payment Plan Enrollment" page. At the top is a navigation bar with links for My Account, My Profile, Make Payment, Payment Plans, Deposits, Refunds, and Help. The main heading is "Payment Plan Enrollment". Below the heading are three steps: "Select", "Schedule", and "Agreement", each with an icon. The "Select" step is highlighted with a large white arrow. Below the steps is a "Select a term" dropdown menu with "Fall 2024" selected and a "Select" button next to it. Below this is a table with columns for Plan Name, Setup Fee, Installments, Late Payment Fee, and Action.

Plan Name	Setup Fee	Installments	Late Payment Fee	Action
Sussex County Community College Estimated FA 2024	\$45.00	6	\$25.00	<a href="#">Details</a> <a href="#">Select</a>

Enter Payment Plan Total and Click “Update Schedule”, then “Continue.”

Balance  
Balance: **\$0.00**

Eligible Charges and Credits

Description	Charges(\$)	Credits(\$)
Payment Plan Total	\$5,000.00	
<b>Balance:</b>		<b>5,000.00</b>

[Update Schedule](#)



### Payment Schedule

The payment plan schedule provided below only includes charges and credits that are eligible for the payment plan. Any additional amounts owed as reflected below will need to be paid separately. You may make a payment toward the amount not included in the plan after enrolling in the plan.

You owe an additional **\$0.00**

The additional amount shown here does not reflect any amounts estimated by other users enrolled in this plan.

Installments	Due Date	Amount(\$)
Installment 1	7/5/24	833.33
Installment 2	8/1/24	833.33
Installment 3	9/1/24	833.34
Installment 4	10/1/24	833.33
Installment 5	11/1/24	833.34
Installment 6	12/1/24	833.33
<b>Total of installments:</b>		<b>5,000.00</b>

Current Charges	Due Date	Amount paid(\$)	Amount Due(\$)
Setup fee	Due now	0.00	45.00
<b>Total amount paid:</b>			<b>0.00</b>
<b>Total due now:</b>			<b>45.00</b>



[Back](#) [Cancel](#) [Continue](#)

Select Payment Method, then "Continue".

## Payment Plan Enrollment



Select



Schedule



Payment



Agreement

This plan requires scheduled payments.

- You must pay the plan fees before enrollment can be processed.
- All installments are paid automatically on their due dates. The payment method you choose will be used for all these payments.
- You are responsible for making sure that the payment method remains valid for the duration of this payment plan.

Amount:

\$45.00

Method

Select Method

Select Method

**Credit Card**

Credit Card via PayPath

**Saved Payment Methods**

Checking

Savings

**Other Payment Methods**

Electronic Check (checking/savings)

\*Card payments are hand

ent service.

Back Cancel Continue

**Electronic Check** - Payme

king or savings account.



Scroll through and Review the agreement, then click on the “I agree to the payment agreement” and “Continue”.

FEDERAL TRUTH IN LENDING ACT DISCLOSURES

ANNUAL PERCENTAGE RATE	FINANCE CHARGE	Amount Financed	Total of Payments
The cost of your credit as a yearly rate.	The dollar amount the credit will cost you.	The amount of credit provided to you or on your behalf.	The amount you will have paid after you have made all payments as scheduled.
0.00%	\$45.00	\$1,806.00	\$1,851.00

Payment Schedule

Installment	Due Date	Amount
Installment 1	05/15/2024	\$903.00
Installment 2	06/15/2024	\$903.00
<b>Total of installments:</b>		<b>\$1,806.00</b>

**PREPAYMENT:** If I prepay in full or part, I will not have to pay a penalty. I will not be entitled to a refund of the prepaid finance charge.

I agree to the payment plan agreement.  
Scroll through the agreement and select the checkbox to continue.

Print Agreement

Change Payment Method

Cancel

Continue



You will then proceed to enter in your payment information.

# Welcome to the PayPath Payment Service!

This service allows you to make real-time Credit or Debit card payments for Centenary University student accounts. PayPath accepts most major Credit/Debit cards for your convenience. A non-refundable PayPath service charge of 2.95% (minimum \$3.00) for domestic issued cards and 4.25% (minimum \$3.00) for International issued cards that will be added to your card payment. You will be given an opportunity to approve your payment prior to processing. Thank you for using PayPath.

## Transaction Details

Student ID: 0090897  
Term: 2024FA

PayPath Payment Service accepts:



Cancel

Continue

TouchNet Privacy Statement | Phone:908-852-1400 Ext. 2245 | Contact email:Studentaccounts@centenaryuniversity.edu  
©2024 TouchNet Information Systems, Inc. All rights reserved.  
A **Global Payments** Company

